

All the activities can be completed while taking a journey on Puffing Billy Railway or when you return to school.

SIGNALS AND SENSES

FIND A QUIET PLACE AT PUFFING BILLY RAILWAY TO SIT DOWN AND CONNECT TO YOUR SENSES.

WHAT DO YOU HEAR? SMELL? SEE? FEEL?

Draw below what you heard, smelt, saw, and touched on your visit to Puffing Billy Railway.

I HEARD...

I SMELT...

















I SAW...

I TOUCHED...

TRAIN GUIDES

WHILE ON THE TRAIN LOOK OUT FOR THESE THINGS IN THE BOXES BELOW.

You can tick each box once you have found the item.

<input type="checkbox"/> A TRAIN SIGNAL 	<input type="checkbox"/> A TALL GUM TREE 	<input type="checkbox"/> STEAM 	<input type="checkbox"/> A SPIDER WEB 
<input type="checkbox"/> SUPERMAN 	<input type="checkbox"/> A BIRD 	<input type="checkbox"/> A TRAIN 	<input type="checkbox"/> A CREEK 
<input type="checkbox"/> MENZIES CREEK SIGN 	<input type="checkbox"/> A TRAIN STATION 	<input type="checkbox"/> A RAILWAY CROSSING 	<input type="checkbox"/> A FALLEN DOWN TREE 
<input type="checkbox"/> EMERALD PARK LAKE 	<input type="checkbox"/> A NEST 	<input type="checkbox"/> A BRIDGE 	<input type="checkbox"/> NOBELIUS PACKING SHED 

HERITAGE COLOURS OF THE RAILWAY

Find colourful things in nature that match the Heritage colours of Puffing Billy Railway. You can draw what you found in the boxes or glue the items onto the boxes.

Read the poem and complete the activity below.

Looking around there's colours galore.
But what colours can you find when you look on the forest floor?

Or how about when you look up in the skies?
You might be in for a big surprise!

So lets go on an adventure and see if you can view....
Something that matches Puffing Billy's Hue.

I WENT ON AN ADVENTURE AND I FOUND...



SOMETHING GREEN...



SOMETHING RED...



SOMETHING BLACK...

DANDENONG RANGES

SEARCH THE SPACE FOR THE NATURAL THINGS IN THE BOXES BELOW.


On your journey search for the natural things in the boxes below.

<input type="checkbox"/> A KOOKABURRA 	<input type="checkbox"/> A TALL GUM TREE 	<input type="checkbox"/> A FLOWER 	<input type="checkbox"/> A SPIDER WEB 
<input type="checkbox"/> A BUTTERFLY 	<input type="checkbox"/> A ROCK 	<input type="checkbox"/> A PARROT 	<input type="checkbox"/> A CREEK 
<input type="checkbox"/> WATER 	<input type="checkbox"/> A LEAF 	<input type="checkbox"/> AN INSECT WITH 6 LEGS 	<input type="checkbox"/> BARK OFF A TREE 
<input type="checkbox"/> A STICK 	<input type="checkbox"/> A NEST 	<input type="checkbox"/> A HOLLOW LOG 	<input type="checkbox"/> AN ANT 

TRACK WHAT YOU SEE

What locomotive did you see while at Puffing Billy Railway? Draw it in the box below.

HINT: A locomotive is the name of the engine the pulls the train.

A large, empty rectangular box with a thin black border, intended for the student to draw a locomotive.

WHAT'S YOUR CHARACTER?

Who did you see working at Puffing Billy Railway? What was their job at the Railway?

Puffing Billy Railway couldn't run without the support of all the staff and volunteers.

Draw one of the characters you saw at the railway. Make sure you include in your drawing: Their uniform, any items they might need to do their job, the area they work in at the Railway.

